



MODEL 1020

- No upcharge for adjustable backrest
- Laminated, hardwood-plywood sides with ultra-durable, PVC-overlay legs and full laminate shelf
- No additional charge for adjustable backrest
- Backrest has 6 settings of approximately: 60°, 55°, 50°, 43°, 36° & 27°
- Fast and easy assembly
- Seamless, rounded corner top
- 2" firm foam padding (5 cm)
- Heavyweight, knit-backed upholstery
- 500 lbs. load capacity under normal use (227 kg)

SPECIFICATIONS

1020-27	72" L x 27" W x 31" H
1020-30	72" L x 30" W x 31" H
1020-38	78" L x 30" W x 31" H

California residents please be advised of the following, pursuant to Proposition 65:



WARNING: This product can expose you to chemicals, including diisononyl phthalate (DINP), which is known to the State of California to cause cancer. For more information go to www.P65Warnings.ca.gov.

2

Options



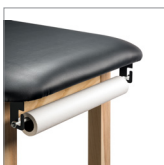
20- small Pillow



034- Paper Dispenser & Cutter Combo



040- Paper Cutter



030- Paper Dispenser



005-Special Height



006-Special Length



Close Hole

Laminate Colors



Dark Cherry





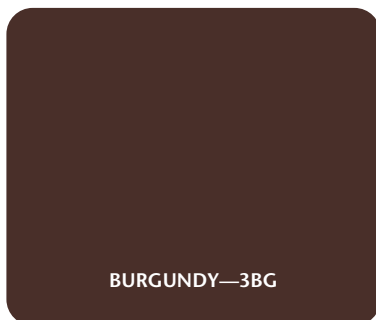
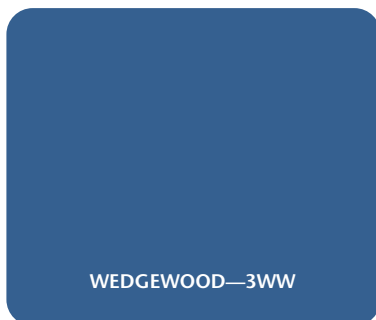
Maple



Gray

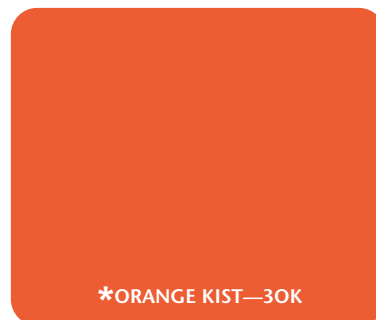

STANDARD UPHOLSTERY COLORS

NOTE: Other colors may be available by request, although it may result in upcharges and longer wait times for delivery.



PREMIUM UPHOLSTERY COLORS

***UPCHARGE FOR THESE SPECIAL COLORS. CHOOSE OPTION 799 WHEN ORDERING.**



NOTE: Due to the variations in computer monitors, tablets, smartphones, other electronic displays and printers, actual colors may vary. Actual samples are available in most cases.