

Classic, Cart-Mate, Taping Stations with Upper Shelf and Front E-Z Access Compartment

1781-4 Four Stations



1781-3 Three Stations



- Easy-clean, high pressure, laminated-plywood frame and ultra-durable, PVC-laminated legs
- Connecting, laminate, shelves top and half shelves on bottom
- Full, upper shelf with special, plastic, E-Z access compartment for often used items
- Laminate carts with 4-drawers; 3" locking, swivel casters; 3/4" ClintonClean™ solid, plastic bumper; and 3/4" ClintonClean™ solid, plastic top
- Smooth glide drawers with one-piece metal sides hold up to 75 lbs.
- Satin finish pulls
- Other cart configurations are available
- Easy bolt-through assembly
- Adjustable leg levelers
- Seamless, rounded corner 27" wide tops
- 2" firm foam padding (5 cm)
- Heavyweight, knit-backed upholstery
- 450 lbs. load capacity under normal use (204 kg)



1781-2 Two Stations

SPECIFICATIONS

Each Station Seat — 48" D x 27" or 30" W
 Each Seat Section — 39" D x 24" W x 36 Seat H"
 Each Connecting Top Shelf — 40" D x 21" W
 Each Connecting Lower Shelf — 21.75" D x 21" W


27" wide Seats

1781-2 Two Stations: 72" W
 1781-3 Three Stations: 117" W
 1781-4 Four Stations: 162" W

Prop 65 Warning

! **WARNING:** This product can expose you to chemicals, including chromium, which is known to the State of California to cause cancer or reproductive toxicity. For more information go to www.P65Warnings.ca.gov.

Classic, Cart-Mate, Taping Tables Options



717 Option
 Upholstered Wall
 Mounted Backrest Pad



718 Option
 Laminated Hook & Loop
 Wall Board



902 Option
 Custom Laminate
 3 Wall Boards



710 Option
 Door/Drawer Locks




721 Option
 Team Logo Side Panels/
 Classic




728 Option
 Team Logo Vinyl Sticker on
 Classic Table Frame



729 Option
 Team Logo Wall Sticker
 24" x 24" Max



831 Option
 Team Logo Wall Sticker
 12" x 12" Max



830 Option
 Team Logo Wall Sticker
 6" x 6" Max




042
 Cart Option



043
 Cart Option

Laminate/PVC Colors



Dark Cherry



Maple

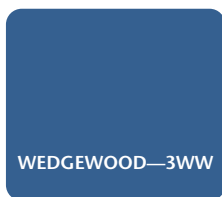


Gray


Upholstery Colors NOTE: Other colors may be available by request, although it may result in upcharges and longer lead times.



SLATE BLUE—3SB



WEDGEWOOD—3WW



ROYAL BLUE—3RB



BURGUNDY—3BG



*ORANGE KIST—3OK



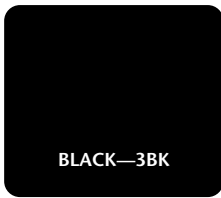
*AMERICAN RED—3AR



COUNTRY MIST—3CM



GUNMETAL—3GM



BLACK—3BK



WARM GRAY—3WG



*DEEP PURPLE—3DP



*GROTTO GREEN—3GG

NOTE: Due to the variations in computer monitors, tablets, smartphones, other electronic displays and printers, actual colors may vary. Actual samples are available in most cases.

*** USE 799 OPTION FOR THESE SPECIAL COLORS (UPCHARGE)**