

66" Cart-Mate Cabinet/Cart Left

CART-MATE™
 CABINETS



Shown with -022 optional sink

48066L CABINET

- All laminate base cabinet with 3 doors, 2 adjustable shelves 2 drawers and cart-port
- Easy-clean, all laminate surfaces
- Tough, chip resistant edges
- Unit is pre-assembled to save installation time
- Fully adjustable, soft-close hinges
- 3.25" backsplash included with top
- Satin finish pulls
- Optional sink positioned as shown
- Choice of solid color or woodgrain laminates
- Door locks available

CART

- All laminate cabinet mounted on four, locking, 3" swivel casters
- Four drawers that hold up to 75 lbs. each
- ClintonClean™ solid plastic bumper
- One-piece, vacuum-formed, gray-haircell, textured, top rimmed on all sides
- Satin finish pulls
- Choice of solid color or woodgrain laminates
- Drawer locks available

California residents please be advised of the following, pursuant to Proposition 65:

WARNING: This product can expose you to chemicals, including chromium, which is known to the State of California to cause cancer or reproductive toxicity. For more information go to www.P65Warnings.ca.gov.

OVERALL CABINET SPECIFICATIONS

66" W x 18" D x 35" H

OVERALL CART SPECIFICATIONS

20" W x 18.5" D x 29.5" H



CLASSIC CLINTON
 • LAMINATE CASEWORK •

DECAL OPTIONS



729 Option
 Team Logo Decal
 24" x 24" Max


831 Option
 Team Logo Decal
 12" x 12" Max

830 Option
 Team Logo Decal
 6" x 6" Max


OTHER OPTIONS




022 Stainless Steel sink and chrome faucet set



055 Door & Drawer Locks



066 Door Locks & Inside Latch



044 Add a Drawer
 1 drawer, 2 drawers or 5 drawers



042 Cart Option



043 Cart Option

Laminate Colors



Dark Cherry



Maple



Gray