



MODELS: 91030-27 & 91030-30

- No upcharge for adjustable backrest
- All laminate construction
- Sleek panel leg design
- Laminate shelf and tiered storage compartment
- Adjustable backrest with 6 settings of approximately: 27°, 36°, 43°, 50°, 55° & 60°
- Scratch resistant topcoat finish
- Ships flat for easy handling and extra savings
- Fast and easy assembly
- Seamless rounded corner top
- 2" firm foam padding (5 cm)
- Heavyweight, knit-backed upholstery
- 400 lbs. load capacity under normal use (181 kg)

SPECIFICATIONS

| | |
|----------|-----------------------|
| 91030-27 | 72" L x 27" W x 31" H |
| 91030-30 | 72" L x 30" W x 31" H |



Prop 65 Warning

! WARNING: This product can expose you to chemicals, including diisononyl phthalate (DINP), which is known to the State of California to cause cancer. For more information go to www.P65Warnings.ca.gov.

2

Options



034– Paper Dispenser & Holder Combo



040– Paper Holder



030– Paper Dispenser




088–Flat Top



009–Nose Hole



826 Logo Backrest Sleeve



799– Premium Upholstery Colors


Laminate Colors



Dark Cherry






Maple



Gray

Upholstery Colors NOTE: Other colors may be available by request, although it may result in upcharges and longer lead times.



NOTE: Due to the variations in computer monitors, tablets, smartphones, other electronic displays and printers, actual colors may vary. Actual samples are available in most cases.

*** USE 799 OPTION FOR THESE SPECIAL COLORS (UPCHARGE)**