

Panel Leg Series, Treatment Table with Sliding Doors



MODELS: 91040-27 & 91040-30

- No upcharge for adjustable backrest
- All laminate construction
- Sleek panel leg design
- Adjustable backrest with 6 settings of approximately: 27°, 36°, 43°, 50°, 55° & 60°
- Sliding door storage with access from either side
- Scratch resistant topcoat finish
- Ships flat for easy handling and extra savings
- Fast and easy assembly
- Seamless rounded corner top
- 2" firm foam padding (5 cm)
- Heavyweight, knit-backed upholstery
- 400 lbs. load capacity under normal use (181 kg)

SPECIFICATIONS

91040-27	72" L x 27" W x 31" H
91040-30	72" L x 30" W x 31" H



Prop 65 Warning

WARNING: This product can expose you to chemicals, including diisononyl phthalate (DINP), which is known to the State of California to cause cancer. For more information go to www.P65Warnings.ca.gov.

2

Options



034– Paper
Dispenser & Holder
Combo



040– Paper Holder



030– Paper Dispenser



088–Flat Top



009–Nose Hole




826 Logo Backrest
Sleeve



799– Premium
Upholstery Colors


Laminate Colors



Dark Cherry






Maple



Gray

Upholstery Colors NOTE: Other colors may be available by request, although it may result in upcharges and longer lead times.



NOTE: Due to the variations in computer monitors, tablets, smartphones, other electronic displays and printers, actual colors may vary. Actual samples are available in most cases.

*** USE 799 OPTION FOR THESE SPECIAL COLORS (UPCHARGE)**