

HOMETEAMTM TABLES

TRAINING TABLES FOR ATHLETES EVERYWHERE

by Clinton Industries



OPEN BASE TRAINING TABLES

HOMETEAMTM TABLES

TRAINING TABLES FOR ATHLETES EVERYWHERE

by Clinton Industries

Clinton Industries believes it's time to cheer on athletes everywhere.

So we've used our 45 years of expertise in the design and manufacture of durable medical tables and equipment to develop HomeTeam Tables for the sports market. Because we believe every athlete should have access to quality equipment, we've made our tables affordable for everyone — small colleges, universities and even high schools. And we've designed them to stand up to the rigors of sports—season after season.

HomeTeam Tables are a win on design, a win on durability and a win on price, and that is a pretty good start to any season.



HomeTeam Tables™ Open Base Treatment Tables



The right equipment matters, no matter what your sport or how you train. That's why HomeTeam Tables has a variety of treatment tables to fit your needs and your budget. Play hard, train hard—HomeTeam Tables can take it, season after season.



SPECIFICATIONS

3010-27	72" L x 27" W x 31" H
3010-30	72" L x 30" W x 31" H
3010-28	78" L x 27" W x 31" H
3010-38	78" L x 30" W x 31" H

3010

Alpha Series, Treatment Table with H-Brace

- Features powder-coated, all-steel frame, and adjustable backrest
- Easy bolt-through assembly
- Paper dispenser included
- Adjustable leg levelers
- Seamless rounded corner top
- 2" firm foam padding (5 cm)
- Heavyweight, knit-backed upholstery
- 450 lbs. load capacity under normal use (204 kg)



SPECIFICATIONS

3100-27	72" L x 27" W x 31" H
3100-30	72" L x 30" W x 31" H
3100-28	78" L x 27" W x 31" H
3100-38	78" L x 30" W x 31" H

3100

Flat Top, Alpha Series, Treatment Table with H-Brace

- Gray, powder-coated, all-welded, steel frame
- Adjustable height levelers
- Pre-threaded hardware for easy assembly
- Paper dispenser included
- 2" of firm foam padding (5 cm)
- Traditional square corner top
- Fast, easy assembly with basic tools
- 450 lbs. load capacity under normal use (204 kg)

⚠ WARNING: Products featured on this page can expose you to chemicals, including diisononyl phthalate (DINP), which is known to the State of California to cause cancer. For more information go to www.P65Warnings.ca.gov.

HomeTeam Tables™ Open Base, Alpha Series, Treatment Tables



SPECIFICATIONS

3020-27	72" L x 27" W x 31" H
3020-30	72" L x 30" W x 31" H
3020-28	78" L x 27" W x 31" H
3020-38	78" L x 30" W x 31" H

3020

Alpha Series, Treatment Table with Shelf

- Features powder-coated, all-steel frame, gray laminate shelf and an adjustable backrest
- Easy bolt-through assembly
- Paper dispenser included
- Adjustable leg levelers
- Seamless rounded corner top
- 2" firm foam padding (5 cm)
- Heavyweight, knit-backed upholstery
- 450 lbs. load capacity under normal use (204 kg)



SPECIFICATIONS

3200-27	72" L x 27" W x 31" H
3200-30	72" L x 30" W x 31" H
3200-28	78" L x 27" W x 31" H
3200-38	78" L x 30" W x 31" H

3200

Flat Top, Alpha Series, Treatment Table with Shelf

- Gray, powder-coated, all-welded, steel frame
- Gray laminate shelf
- Adjustable height levelers
- Pre-threaded hardware for easy assembly
- Paper dispenser included
- 2" of firm foam padding (5 cm)
- Traditional square corner top
- Fast, easy assembly with basic tools
- 450 lbs. load capacity under normal use (204 kg)



SPECIFICATIONS

3030-27	72" L x 27" W x 31" H
3030-30	72" L x 30" W x 31" H
3030-28	78" L x 27" W x 31" H
3030-38	78" L x 30" W x 31" H

3030

Alpha Series, Treatment Table with Shelving

- Features powder-coated, all-steel frame, gray laminate shelving and an adjustable backrest
- Easy bolt-through assembly
- Paper dispenser included
- Adjustable leg levelers
- Seamless rounded corner top
- 2" firm foam padding (5 cm)
- Heavyweight, knit-backed upholstery
- 450 lbs. load capacity under normal use (204 kg)

⚠ WARNING: Products featured on this page can expose you to chemicals, including diisononyl phthalate (DINP), which is known to the State of California to cause cancer. For more information go to www.P65Warnings.ca.gov.



SPECIFICATIONS

3300-27	72" L x 27" W x 31" H
3300-30	72" L x 30" W x 31" H
3300-28	78" L x 27" W x 31" H
3300-38	78" L x 30" W x 31" H

3300

Flat Top, Alpha Series, Treatment Table with Shelving

- Gray, powder-coated, all-welded, steel frame
- Gray laminate tiered shelving and shelf
- Adjustable height levelers
- Pre-threaded hardware for easy assembly
- Paper dispenser included
- 2" of firm foam padding (5 cm)
- Traditional square corner top
- Fast, easy assembly with basic tools
- 450 lbs. load capacity under normal use (204 kg)



SPECIFICATIONS

3013-27	72" L x 27" W x 31" H
3013-30	72" L x 30" W x 31" H
3013-28	78" L x 27" W x 31" H
3013-38	78" L x 30" W x 31" H

3013

Flat Top, Alpha Series, Treatment Table with Drawers

- Features powder-coated, all-steel frame, gray laminate shelf, two, easy-clean, plastic drawers with gray drawer fronts and an adjustable backrest
- Easy bolt-through assembly
- Paper dispenser included
- Adjustable leg levelers
- Seamless rounded corner top
- 2" firm foam padding (5 cm)
- Heavyweight, knit-backed upholstery
- 450 lbs. load capacity under normal use (204 kg)



SPECIFICATIONS

3130-27	72" L x 27" W x 31" H
3130-30	72" L x 30" W x 31" H
3130-28	78" L x 27" W x 31" H
3130-38	78" L x 30" W x 31" H

3130

Flat Top, Alpha Series, Treatment Table with Drawers

- Gray, powder-coated, all-welded, steel frame
- Gray laminate drawer fronts and shelf
- Adjustable height levelers
- Pre-threaded hardware for easy assembly
- Paper dispenser included
- 2" of firm foam padding (5 cm)
- Traditional square corner top
- Fast, easy assembly with basic tools
- 450 lbs. load capacity under normal use (204 kg)

! WARNING: This product can expose you to chemicals, including chromium, which is known to the State of California to cause cancer or reproductive toxicity. For more information go to www.P65Warnings.ca.gov.

HomeTeam Tables™ Open Base, Alpha Series, Treatment Tables



SPECIFICATIONS

6198

72" L x 30" W x 31" H

6198

Flat Top, Alpha Series, Bariatric, Treatment Table

- Features powder-coated, all-steel frame
- Plywood top and welded steel frame
- 6-leg design with bolted-through assembly
- Leg levelers
- Gray laminate full length shelf with H-braces
- 2" firm foam padding (5 cm)
- 600 lbs. capacity under normal use (272 kg)

Alpha Series Options & Upholstery Colors



020 Small Pillow



060 Large Pillow



009 Nosehole

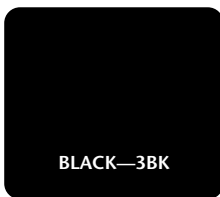




040 Paper Cutter



055 Drawer Locks
For Models 3013 &
3130

Upholstery Colors NOTE: Other colors may be available by request, although it may result in upcharges and longer lead times.



NOTE: Due to the variations in computer monitors, tablets, smartphones, other electronic displays and printers, actual colors may vary. Actual samples are available in most cases.

*** USE 799 OPTION FOR THESE SPECIAL COLORS (UPCHARGE)**

⚠ WARNING: Products featured on this page can expose you to chemicals, including diisononyl phthalate (DINP), which is known to the State of California to cause cancer. For more information go to www.P65Warnings.ca.gov.



SPECIFICATIONS

1010-27	72" L x 27" W x 31" H
1010-30	72" L x 30" W x 31" H
1010-38	78" L x 30" W x 31" H

**1010
Classic Series, Treatment Table with H-Brace**

- Ultra-durable, PVC-laminated, hardwood legs
- Adjustable backrest has 6 settings of approximately: 60°, 55°, 50°, 43°, 36° & 27°
- H-brace construction
- Fast and easy, fold-up assembly
- Seamless rounded corner top
- 2" firm foam padding (5 cm)
- Heavyweight, knit-backed upholstery
- 400 lbs. load capacity under normal use (181 kg)



SPECIFICATIONS

1020-27	72" L x 27" W x 31" H
1020-30	72" L x 30" W x 31" H
1020-38	78" L x 30" W x 31" H

**1020
Classic Series, Treatment Table with Shelf**

- Ultra-durable, PVC-laminated, hardwood legs
- Adjustable backrest has 6 settings of approximately: 60°, 55°, 50°, 43°, 36° & 27°
- Full Laminate shelf
- Fast and easy, fold-up assembly
- Seamless rounded corner top
- 2" firm foam padding (5 cm)
- Heavyweight, knit-backed upholstery
- 400 lbs. load capacity under normal use (181 kg)



SPECIFICATIONS

1030-27	72" L x 27" W x 31" H
1030-30	72" L x 30" W x 31" H
1030-38	78" L x 30" W x 31" H

**1030
Classic Series, Treatment Table with Shelving**

- Ultra-durable, PVC-laminated, hardwood legs
- Laminate shelf, and tiered shelf storage
- Adjustable backrest has 6 settings of approximately: 60°, 55°, 50°, 43°, 36° & 27°
- Fast and easy, fold-up assembly
- Seamless rounded corner top
- 2" firm foam padding (5 cm)
- Heavyweight, knit-backed upholstery
- 400 lbs. load capacity under normal use (181 kg)



SPECIFICATIONS

300-27	72" L x 27" W x 31" H
300-30	72" L x 30" W x 31" H
300-38	78" L x 30" W x 31" H

300
Flat Top, Classic Series, Treatment Table with Shelving

- Ultra-durable, PVC-laminated, hardwood legs
- Laminate shelf, and tiered shelf storage
- H-brace construction
- Fast and easy, fold-up assembly
- Seamless, rounded corner top
- 2" of firm foam padding (5 cm)
- Heavyweight, knit-backed upholstery
- 400 lbs. load capacity under normal use (181 kg)



SPECIFICATIONS

100-27	72" L x 27" W x 31" H
100-30	72" L x 30" W x 31" H
100-38	78" L x 30" W x 31" H

100
Flat Top, Classic Series, Treatment Table with H-Brace

- Ultra-durable, PVC-laminated, hardwood legs
- H-brace construction
- Fast and easy, fold-up assembly
- Seamless, rounded corner top
- 2" of firm foam padding (5 cm)
- Heavyweight, knit-backed upholstery
- 400 lbs. load capacity under normal use (181 kg)



SPECIFICATIONS

200-27	72" L x 27" W x 31" H
200-30	72" L x 30" W x 31" H
200-38	78" L x 30" W x 31" H

200
Flat Top, Classic Series, Treatment Table with Shelf

- Ultra-durable, PVC-laminated, hardwood legs
- Full Laminate shelf
- H-brace construction
- Fast and easy, fold-up assembly
- Seamless, rounded corner top
- 2" of firm foam padding (5 cm)
- Heavyweight, knit-backed upholstery
- 400 lbs. load capacity under normal use (181 kg)



SPECIFICATIONS

1013-27	72" L x 27" W x 31" H
1013-30	72" L x 30" W x 31" H
1013-38	78" L x 30" W x 31" H

1013

Classic Series, Treatment Table with Drawers

- Ultra-durable, PVC-laminated, hardwood legs
- Laminate shelf and two easy clean, plastic drawers
- Satin chrome pulls
- Drawers can be positioned at either end, and from either side
- Drawers can hold up to 75 lbs (34 kg)
- Adjustable backrest has 6 settings of approximately: 60°, 55°, 50°, 43°, 36° & 27°
- Fast and easy, fold-up assembly
- Seamless rounded corner top
- 2" firm foam padding (5 cm)
- Heavyweight, knit-backed upholstery
- 400 lbs. load capacity under normal use (181 kg)



SPECIFICATIONS

1300-27	72" L x 27" W x 31" H
1300-30	72" L x 30" W x 31" H
1300-38	78" L x 30" W x 31" H

1300

Flat Top, Classic Series, Treatment Table with Drawers

- Ultra-durable, PVC-laminated, hardwood legs
- Laminate shelf and two easy clean, plastic drawers
- Satin chrome pulls
- Drawers can be positioned at either end, and from either side
- Drawers can hold up to 75 lbs (34 kg)
- Fast and easy, fold-up assembly
- Seamless rounded corner top
- 2" firm foam padding (5 cm)
- Heavyweight, knit-backed upholstery
- 400 lbs. load capacity under normal use (181 kg)

Classic Series Options & Colors



20- Small Pillow



034- Paper Dispenser & Cutter Combo



040- Paper Cutter



030- Paper Dispenser



055- Drawer Locks for 1013 ad 1300



005-Special Height




006-Special Length

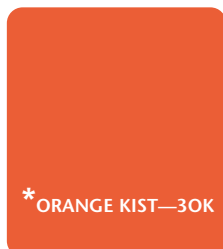


009-Nose Hole

Laminate/PVC Colors



Upholstery Colors NOTE: Other colors may be available by request, although it may result in upcharges and longer lead times.



NOTE: Due to the variations in computer monitors, tablets, smartphones, other electronic displays and printers, actual colors may vary. Actual samples are available in most cases.

* USE 799 OPTION FOR THESE SPECIAL COLORS (UPCHARGE)



800-441-9131 • 717-848-3519
Toll-Free Fax 866-522-1233 • Fax 717-843-5871
www.hometeamtables.com