

HOMETEAMTM TABLES

TRAINING TABLES FOR ATHLETES EVERYWHERE

by Clinton Industries



TAPING STATIONS & TAPING TABLES

HOMETEAM[™] TABLES

TRAINING TABLES FOR ATHLETES EVERYWHERE

by Clinton Industries

Clinton Industries believes it's time to cheer on athletes everywhere.

So we've used our 45 years of expertise in the design and manufacture of durable medical tables and equipment to develop HomeTeam Tables for the sports market. Because we believe every athlete should have access to quality equipment, we've made our training tables affordable for everyone — small colleges, universities and even high schools. And we've designed them to stand up to the rigors of sports—season after season.

HomeTeam Tables are a win on design, a win on durability and a win on price, and that is a pretty good start to any season.



HomeTeam Tables, Cabinet Style Taping Stations with Backrests



9299-42
42" Cabinet-style, 2-Seat,
Taping Station with Backrests



9299-48
48" Cabinet-style, 2-Seat,
Taping Station with Backrests

Two Seat Stations

- Two stations with fixed backrests
- Easy-clean, 1.5" laminate construction
- Easy access shelf under each seat
- Drawer and doors storage
- One locking drawer
- One shelf behind each front door
- Rear storage compartment on both ends
- Tough, knit-backed, vinyl upholstery
- 650 lbs combined load and force capacity

9299-42 Specifications

Each Station Seat — 42" D x 27" W

Seat Height — 36"


Total Width — 71.5"

9299-48 Specifications

Each Station Seat — 48" D x 27" W

Seat Height — 36"

Total Width — 71.5"

 **WARNING:** This product can expose you to chemicals, including chromium, which is known to the State of California to cause cancer or reproductive toxicity. For more information go to www.P65Warnings.ca.gov.

HomeTeam Tables, Cabinet Style Taping Stations with Backrests

9399-42

42" Cabinet-style, 3-Seat, Taping Station with Backrests



Three Seat Stations

- Three stations with fixed backrests
- Easy-clean, 1.5" laminate construction
- Easy access shelf under each seat
- Drawer and doors storage
- One locking drawer
- One shelf behind each front door
- Rear storage compartment on both ends
- Tough, knit-backed, vinyl upholstery
- 650 lbs combined load and force capacity

9399-48

48" Cabinet-style, 3-Seat, Taping Station with Backrests



9399-42 Specifications

Each Station Seat — 42" D x 27" W

Seat Height — 36"

Total Width — 116"

9399-48 Specifications

Each Station Seat — 48" D x 27" W

Seat Height — 36"

Total Width — 116"

9499-42

42" Cabinet-style, 3-Seat, Taping Station with Backrests



Four Seat Stations

- Four stations with fixed backrests
- Easy-clean, 1.5" laminate construction
- Easy access shelf under each seat
- Drawer and doors storage
- One locking drawer
- One shelf behind each front door
- Rear storage compartment on both ends
- Tough, knit-backed, vinyl upholstery
- 650 lbs combined load and force capacity

9499-48

48" Cabinet-style, 3-Seat, Taping Station with Backrests



9499-42 Specifications

Each Station Seat — 42" D x 27" W

Seat Height — 36"


Total Width — 162.5"

9499-48 Specifications

Each Station Seat — 48" D x 27" W

Seat Height — 36"


Total Width — 162.5"

 **WARNING:** This product can expose you to chemicals, including chromium, which is known to the State of California to cause cancer or reproductive toxicity. For more information go to www.P65Warnings.ca.gov.

HomeTeam Tables, Cabinet Style Taping Stations with Flat Tops



Drawer Storage



Cabinet Storage

7299-36
36" Cabinet-style,
2-Seat, Taping
Station with Flat Tops



7299-42
42" Cabinet-style, 2-Seat,
Taping Station with Flat
Tops

7299-48
48" Cabinet-style,
2-Seat, Taping
Station with Flat Tops



Two-Seat Stations

- Two stations with flat tops
- Easy-clean, 1.5" laminate construction
- Easy access shelf under each seat
- Drawer and doors storage
- Locking drawer
- One shelf behind each front door
- Rear door storage on both ends
- Tough, knit-backed, vinyl upholstery
- 650 lbs combined load and force capacity

7299-36 Specifications

Each Station Seat — 36" D x 27" W

Seat Height — 36"

Total Width — 71.5"

7299-42 Specifications

Each Station Seat — 42" D x 27" W

Seat Height — 36"

Total Width — 71.5"

7299-48 Specifications

Each Station Seat — 48" D x 27" W

Seat Height — 36"

Total Width — 71.5"

WARNING: This product can expose you to chemicals, including chromium, which is known to the State of California to cause cancer or reproductive toxicity. For more information go to www.P65Warnings.ca.gov.

HomeTeam Tables, Cabinet Style Taping Stations with Flat Tops

7399-36

36" Cabinet-style, 3-Seat, Taping Station with Flat Tops



7399-42

42" Cabinet-style,
3-Seat,
Taping Station with
Flat Tops



7399-48

48" Cabinet-style, 3-Seat, Taping Station with Flat Tops

Three-Seat Stations

- Three stations with flat tops
- Easy-clean, 1.5" laminate construction
- Easy access shelf under each seat
- Drawer and doors storage
- Locking drawer
- One shelf behind each front door
- Rear door storage on both ends
- Tough, knit-backed, vinyl upholstery
- 650 lbs combined load and force capacity

7399-36 Specifications

Each Station Seat — 36" D x 27" W

Seat Height — 36"

Total Width — 117"

7399-42 Specifications

Each Station Seat — 42" D x 27" W

Seat Height — 36"

Total Width — 117"

7399-48 Specifications

Each Station Seat — 48" D x 27" W

Seat Height — 36"

Total Width — 117"

7499-36

48" Cabinet-style, 2-Seat, Taping Station with Flat Tops



7399-42

48" Cabinet-style, 4-Seat,
Taping Station with Flat
Tops



7499-48

48" Cabinet-style, 3-Seat, Taping Station with Flat Tops

Four-Seat Stations

- Four stations with flat tops
- Easy-clean, 1.5" laminate construction
- Easy access shelf under each seat
- Drawer and doors storage
- Locking drawer
- One shelf behind each front door
- Rear door storage on both ends
- Tough, knit-backed, vinyl upholstery
- 650 lbs combined load and force capacity

7499-36 Specifications

Each Station Seat — 36" D x 27" W

Seat Height — 36"

Total Width — 162.5"

7499-42 Specifications

Each Station Seat — 42" D x 27" W

Seat Height — 36"

Total Width — 162.5"

7499-48 Specifications

Each Station Seat — 48" D x 27" W

Seat Height — 36"

Total Width — 162.5"

⚠ WARNING: This product can expose you to chemicals, including chromium, which is known to the State of California to cause cancer or reproductive toxicity. For more information go to www.P65Warnings.ca.gov.

HomeTeam Tables, Cabinet Style, Taping Stations Options



711 Option
Full Extension, Pull-Out Tray



712 Option
2-Drawer Conversion



713 Option
3-Drawer Conversion



714 Option
42" Height Seat



710 Option
Door & Drawer Locks



715 Option
Trash Receptacle



716 Option
Fixed 75° Backrest



717 Option
Upholstered Wall
Mounted Backrest Pad



718 Option
Laminated Hook &
Loop Wall Board



901 Option
Custom Laminate
Two Doors & Countertop



902 Option
2 Custom Laminate
Wall Boards



903 Option
Custom Laminate
3 Doors and Drawer Front



904 Option
Custom Laminate
1 Door and Drawer Front



905 Option
Custom Laminate
Full Front and both sides



Team Logo Stickers Options

729 Option
Team Logo Decal
24" x 24" Max

831 Option
Team Logo Decal
12" x 12" Max

830 Option
Team Logo Decal
6" x 6" Max

! WARNING: Products on this page can expose you to chemicals, including vinyl chloride, which is known to the State of California to cause cancer. For more information go to www.P65Warnings.ca.gov.

HomeTeam Tables, Classic Taping Tables



Classic Taping Tables with Lower Shelves & Tiered Shelf Box

1702-4
4 Stations



1702-3
3 Stations

1702-2
2 Stations



- Two or more stations with lower shelves and tiered shelf box(es)
- Easy-clean laminate legs and hard surfaces
- One adjustable shelf in each tiered shelf box
- Ships flat to save money
- Easy Assembly
- Easily connect units for multiple seats
- Tough, knit-backed, vinyl upholstery
- 450 lbs combined load and force capacity

Specifications

Each Station Seat — 48" D x 27" W

Each Seat Section — 39" D x 24" W x 36" Seat H"

Each Connecting Shelf — 40" D x 21" W

2-Station Model: 72" W

3-Station Model: 117" W

4-Station Model: 162" W

WARNING: Products featured on this page can expose you to chemicals, including diisononyl phthalate (DINP), which is known to the State of California to cause cancer. For more information go to www.P65Warnings.ca.gov.

HomeTeam Tables, Classic Taping Tables

Classic Taping Tables with Tiered Shelf Boxes

- Two or more stations with tiered shelf boxes
- Easy-clean laminate legs and hard surfaces
- One adjustable shelf in each tiered shelf box
- Ships flat to save money
- Easy Assembly
- Easily connect units for multiple seats
- Tough, knit-backed, vinyl upholstery
- 450 lbs combined load and force capacity

Specifications

Each Station Seat — 48" D x 27" W

Each Seat Section — 39" D x 24" W x 36 Seat H"

Each Connecting Shelf — 40" D x 21" W

2-Station Model: 72" W

3-Station Model: 117" W

4-Station Model: 162" W

1703-4
4 Stations



1703-3
3 Stations

1703-2
2 Stations

Classic Taping Tables with Tiered Shelf Boxes and Door & Drawer Storage

- Two or more stations with tiered shelf boxes and door & drawer storage
- Easy-clean laminate legs and hard surfaces
- Drawers hold up to 75 lbs.
- One adjustable shelf behind each door
- One adjustable shelf in each tiered shelf box
- Soft-close door hinges
- Brushed satin pulls
- Ships flat to save money
- Easy Assembly
- Easily connect units for multiple seats
- Tough, knit-backed, vinyl upholstery
- 450 lbs combined load and force capacity

Specifications

Each Station Seat — 48" D x 27" W

Each Seat Section — 39" D x 24" W x 36 Seat H"

Each Connecting Shelf — 40" D x 21" W

2-Station Model: 72" W

3-Station Model: 117" W

4-Station Model: 162" W

1704-4
4 Stations



1704-3
3 Stations

1704-2
2 Stations

⚠ WARNING: This product can expose you to chemicals, including chromium, which is known to the State of California to cause cancer or reproductive toxicity. For more information go to www.P65Warnings.ca.gov.

HomeTeam Tables, Classic Taping Tables

Classic Taping Tables with Tiered Shelf Boxes and Drawer Storage

- Two or more stations with tiered shelf boxes and multiple drawer storage
- Easy-clean laminate legs and hard surfaces
- Drawers hold up to 75 lbs.
- One adjustable shelf in each tiered shelf box
- Brushed satin pulls
- Ships flat to save money
- Easy Assembly
- Easily connect units for multiple seats
- Tough, knit-backed, vinyl upholstery
- 450 lbs combined load and force capacity

Specifications

Each Station Seat — 48" D x 27" W

Each Seat Section — 39" D x 24" W x 36 Seat H"

Each Connecting Shelf — 40" D x 21" W

2-Station Model: 72" W

3-Station Model: 117" W

4-Station Model: 162" W

1705-4
4 Stations



1705-3
3 Stations

1705-2
2 Stations

Classic Taping Tables with Open Shelves plus Doors and Drawer Storage

- Two or more stations with open shelf, doors and drawer(s) storage
- Easy-clean laminate legs and hard surfaces
- Drawers hold up to 75 lbs.
- One adjustable shelf behind each door
- Brushed satin pulls
- Ships flat to save money
- Easy Assembly
- Easily connect units for multiple seats
- Tough, knit-backed, vinyl upholstery
- 450 lbs combined load and force capacity

Specifications

Each Station Seat — 48" D x 27" W

Each Seat Section — 39" D x 24" W x 36 Seat H"

Each Connecting Shelf — 40" D x 21" W

2-Station Model: 72" W

3-Station Model: 117" W

4-Station Model: 162" W

1706-4
4 Stations



1706-3
3 Stations

1706-2
2 Stations

WARNING: This product can expose you to chemicals, including chromium, which is known to the State of California to cause cancer or reproductive toxicity. For more information go to www.P65Warnings.ca.gov.

HomeTeam Tables, Classic Taping Tables

1707-4
4 Stations



1707-3
3 Stations



1707-2
2 Stations



Classic Taping Tables with Open Shelf plus Doors and Drawer Box

- Two or more stations with open shelf, door and drawer box(es) storage
- Easy-clean laminate legs and hard surfaces
- Drawers hold up to 75 lbs.
- One adjustable shelf behind each door
- Brushed satin pulls
- Ships flat to save money
- Easy Assembly
- Easily connect units for multiple seats
- Tough, knit-backed, vinyl upholstery
- 450 lbs combined load and force capacity

Specifications

Each Station Seat — 48" D x 27" W


Each Seat Section — 39" D x 24" W x 36 Seat H"

Each Connecting Shelf — 40" D x 21" W

2-Station Model: 72" W

3-Station Model: 117" W

4-Station Model: 162" W

 **WARNING:** This product can expose you to chemicals, including chromium, which is known to the State of California to cause cancer or reproductive toxicity. For more information go to www.P65Warnings.ca.gov.

HomeTeam Tables, Classic Taping Tables Options

Backrest Options



717 Option
Upholstered Wall Mounted
Backrest Pad



718 Option
Laminated Hook & Loop
Wall Board



902 Option
2 Custom Laminate
Wall Boards

Accessory Options



715 Option
Drop-In, Waste Hamper for
Taping Stations



710 Option
Door & Drawer Locks
(models 1705, 1707, & 1707)

Table Logo Options



721 Option
Team Logo Side Panels/
Classic



728 Option
Team Logo Vinyl Decal on
Classic Table Frame

Logo Sticker Options



729 Option
Team Logo Decal
24" x 24" Max



831 Option
Team Logo Decal
12" x 12" Max



830 Option
Team Logo Decal
6" x 6" Max

! WARNING: Products on this page can expose you to chemicals, including vinyl chloride, which is known to the State of California to cause cancer. For more information go to www.P65Warnings.ca.gov.

HomeTeam Tables, Ironside Taping Tables



HOME TEAM
IRONSIDE
TAPING TABLES

31702-2 shown in photo

Ironside Taping Tables with Shelves and Drawer(s)

- Two or more stations with connecting shelves and shelves under seats
- Gray, powder-coated, all-steel frame
- Ships flat to save money
- Easy Assembly
- Easily connect units for multiple seats
- Tough, knit-backed, vinyl upholstery
- 450 lbs combined load and force capacity

Specifications

Each Station Seat — 48" D x 27" W

Each Seat Section — 40.25" D x 24.5" W x 36 Seat H"

Each Connecting Shelf — 37" D x 19" W

2-Station Model: 70.5" W

3-Station Model: 114" W

4-Station Model: 157.5" W

31702-4
4 Stations



31702-3
3 Stations



31702-2
2 Stations

! WARNING: The above products can expose you to chemicals, including chromium, which is known to the State of California to cause cancer or reproductive toxicity. For more information go to www.P65Warnings.ca.gov.

HomeTeam Tables, Ironside Taping Tables

Ironside Taping Table with Shelves, Drawer(s) and Open Shelf Modules

- Two or more stations with connecting shelves and open storage modules under seats
- Gray, powder-coated, all-steel frame
- One adjustable shelf in each open storage module
- Ships flat to save money
- Easy Assembly
- Easily connect units for multiple seats
- Tough, knit-backed, vinyl upholstery
- 450 lbs combined load and force capacity

Specifications

Each Station Seat — 48" D x 27" W

Each Seat Section — 40.25" D x 24.5" W x 36 Seat H"

Each Connecting Shelf — 37" D x 19" W

2-Station Model: 70.5" W

3-Station Model: 114" W

4-Station Model: 157.5" W

31703-4
4 Station



31703-3
3 Stations



31703-2
2 Stations



Ironside, Taping Table with Shelves, Drawer(s) and Door and Open Shelf Modules

- Two or more stations with connecting shelves and shelf and door storage modules under seats
- Gray, powder-coated, all-steel frame
- Fully adjustable, soft close hinges
- One adjustable shelf behind each door
- Brushed satin pulls
- Ships flat to save money
- Easy Assembly
- Easily connect units for multiple seats
- Tough, knit-backed, vinyl upholstery
- 450 lbs combined load and force capacity

Specifications

Each Station Seat — 48" D x 27" W

Each Seat Section — 40.25" D x 24.5" W x 36 Seat H"

Each Connecting Shelf — 37" D x 19" W

2-Station Model: 70.5" W

3-Station Model: 114" W

4-Station Model: 157.5" W

31706-4
4 Stations



31706-3
3 Stations



1706-3
2 Stations

⚠ WARNING: This product can expose you to chemicals, including chromium, which is known to the State of California to cause cancer or reproductive toxicity. For more information go to www.P65Warnings.ca.gov.

HomeTeam Tables, Ironside Taping Tables

31707-2
4 Stations



31707-2
3 Stations



31707-2
2 Stations



Ironside Taping Table with Shelves, Drawer(s) and Door and Drawer Storage Modules

- Two or more stations with connecting shelves and drawer and door storage modules under seats
- Gray, powder-coated, all-steel frame
- Fully adjustable, soft close hinges
- One adjustable shelf behind each door
- Smooth-glide drawers hold up to 75 lbs.
- Brushed satin pulls
- Ships flat to save money
- Easy Assembly
- Easily connect units for multiple seats
- Tough, knit-backed, vinyl upholstery
- 450 lbs combined load and force capacity

Specifications

Each Station Seat — 48" D x 27" W

Each Seat Section — 40.25" D x 24.5" W x 36 Seat H"

Each Connecting Shelf — 37" D x 19" W

2-Station Model: 70.5" W

3-Station Model: 114" W

4-Station Model: 157.5" W

! **WARNING:** This product can expose you to chemicals, including chromium, which is known to the State of California to cause cancer or reproductive toxicity. For more information go to www.P65Warnings.ca.gov.

HomeTeam Tables, Ironside Taping Tables Options

Backest Options



717 Option
Upholstered Wall Mounted
Backrest Pad



718 Option
Laminated Hook & Loop
Wall Board



902 Option
2 Custom Laminate
Wall Boards

Accessory Options



715 Option
Drop-In, Waste Hamper for
Taping Stations



710 Option
Door & Drawer Locks

Table Logo Options



721 Option
Team Logo Side Panels/Ironside

Logo Sticker Options



729 Option
Team Logo Decal
24" x 24" Max



831 Option
Team Logo Decal
12" x 12" Max



830 Option
Team Logo Decal
6" x 6" Max

! WARNING: Products on this page can expose you to chemicals, including vinyl chloride, which is known to the State of California to cause cancer. For more information go to www.P65Warnings.ca.gov.

HomeTeam Tables, Ironside, Cart-Mate Taping Tables



31782-2 shown in photo

Ironside, Cart-Mate Taping Tables

31782-4

4 Stations—157.5" W



31782-3

3 Stations—114" W



31782-2

2 Stations—70.5" W



- Gray, powder-coated, all-steel frame
- Connecting, laminate, shelves top and half shelves on bottom
- Laminate cart(s) with 4-drawers, 3" swivel casters, plastic bumper and one-piece, vacuum-formed, gray-haircell, textured, top rimmed on all sides
- Smooth glide drawers with one-piece metal sides hold up to 75 lbs.
- Satin finish pulls
- Other cart configurations are available
- Carts have four 3" locking casters
- Each seat is 27" wide with choice of 48" or 42" depth
- Easy bolt-through assembly
- Adjustable leg levelers
- Seamless rounded corner tops
- 2" firm foam padding (5 cm)
- Heavyweight, knit-backed upholstery
- 450 lbs. load capacity under normal use (204 kg)

Specifications

Each Station Seat — 48" D x 27" W

Each Seat Section — 39" D x 24" W x 35.5 Seat H"

Top Connecting Shelf — 37" D x 19" W

Lower Connecting Shelf — 21.25" D x 19" W

! WARNING: The above products can expose you to chemicals, including chromium, which is known to the State of California to cause cancer or reproductive toxicity. For more information go to www.P65Warnings.ca.gov.



Classic, Cart-Mate Taping Table with Upper Shelf and Front E-Z Access Compartment

1781-4
4 Stations



1781-3
3 Stations



1781-2
2 Stations



- Easy-clean, high pressure, laminated-plywood frame and ultra-durable, PVC-laminated legs
- Connecting, laminate, shelves top and half shelves on bottom
- Laminate cart(s) with 4-drawers, 3" swivel casters, plastic bumper and one-piece, vacuum-formed, gray-haircell, textured, top rimmed on all sides
- Smooth glide drawers with one-piece metal sides hold up to 75 lbs.
- Satin finish pulls
- Other cart configurations are available
- Carts have four 3" locking casters
- Each seat is 27" wide with choice of 48" or 42" depth
- Easy bolt-through assembly
- Adjustable leg levelers
- Seamless rounded corner tops
- 2" firm foam padding (5 cm)
- Heavyweight, knit-backed upholstery
- 450 lbs. load capacity under normal use (204 kg)

Specifications

Each Station Seat — 48" D x 27"

Each Seat Section — 39" D x 24" W x 36" Seat H"

Top Connecting Shelf — 40" D x 21" W

Lower Connecting Shelf — 21.75" D x 21" W

2-Station Model: 72" W

3-Station Model: 117" W

4-Station Model: 162" W

! WARNING: This product can expose you to chemicals, including chromium, which is known to the State of California to cause cancer or reproductive toxicity. For more information go to www.P65Warnings.ca.gov.

HomeTeam Tables, Classic, Cart-Mate Taping Tables

1782-4
4 Stations

1782-3
3 Stations

1782-2
2 Stations

Classic, Cart-Mate Taping Table with Upper Shelf with Front E-Z Access Compartment and Full Lower Shelf

- Easy-clean, high pressure, laminated-plywood frame and ultra-durable, PVC-laminated legs
- Connecting, laminate, shelves top and half shelves on bottom
- Full, upper shelf with special, plastic, E-Z access compartment for often used items
- Laminate carts with 4-drawers; 3" locking, swivel casters; 3/4" ClintonClean™ solid, plastic bumper; and 3/4" ClintonClean™ solid, plastic top
- Smooth glide drawers with one-piece metal sides hold up to 75 lbs.
- Satin finish pulls
- Other cart configurations are available
- Choose 27" or 30" wide seats
- Easy bolt-through assembly
- Adjustable leg levelers
- Seamless rounded corner tops
- 2" firm foam padding (5 cm)
- Heavyweight, knit-backed upholstery
- 450 lbs. load capacity under normal use (204 kg)

Specifications

Each Station Seat — 48" D x 27"

Each Seat Section — 39" D x 24" W x 36 Seat H"

Top Connecting Shelf — 40" D x 21" W

Lower Connecting Shelf — 21.75" D x 21" W

2-Station Model: 72" W

3-Station Model: 117" W

4-Station Model: 162" W

⚠ WARNING: This product can expose you to chemicals, including chromium, which is known to the State of California to cause cancer or reproductive toxicity. For more information go to www.P65Warnings.ca.gov.

HomeTeam Tables, Classic, Cart-Mate Taping Tables

1783-4
4 Stations

1783-3
3 Stations

1783-2
2 Stations

Classic, Cart-Mate Taping Table with Open Shelf Storage Modules

- Easy-clean, high pressure, laminated-plywood frame and ultra-durable, PVC-laminated legs
- Center, laminate, shelf top and half shelf on bottom
- Handy, open shelf storage module
- One adjustable shelf in each module
- Laminate cart with 4-drawers; 3" locking, swivel casters; 3/4" ClintonClean™ solid, plastic bumper; and 3/4" ClintonClean™ solid, plastic top
- Smooth glide drawers with one-piece metal sides hold up to 75 lbs.
- Satin finish pulls
- Other cart configurations are available
- Cart has four 3" locking casters
- Choose 27" or 30" wide seats
- Easy bolt-through assembly
- Adjustable leg levelers
- Seamless rounded corner tops
- 2" firm foam padding (5 cm)
- Heavyweight, knit-backed upholstery
- 450 lbs. load capacity under normal use (204 kg)

Specifications

Each Station Seat — 48" D x 27"

Each Seat Section — 39" D x 24" W x 36 Seat H"

Top Connecting Shelf — 40" D x 21" W

Lower Connecting Shelf — 21.75" D x 21" W

2-Station Model: 72" W

3-Station Model: 117" W

4-Station Model: 162" W

! **WARNING:** This product can expose you to chemicals, including chromium, which is known to the State of California to cause cancer or reproductive toxicity. For more information go to www.P65Warnings.ca.gov.

HomeTeam Tables, Classic, Cart-Mate Taping Tables

1786-4
4 Stations

1786-3
3 Stations

1786-2
2 Stations

Classic, Cart-Mate Taping Table with Open Shelf and Door Storage Modules

- Easy-clean, high pressure, laminated-plywood frame and ultra-durable, PVC-laminated legs
- Center, laminate, shelf top and half shelf on bottom
- Handy open shelf and door storage modules under each seat
- One adjustable shelf behind each door
- Laminate cart with 4-drawers; 3" locking, swivel casters; 3/4" ClintonClean™ solid, plastic bumper; and 3/4" ClintonClean™ solid, plastic top
- Smooth glide drawers with one-piece metal sides hold up to 75 lbs.
- Satin finish pulls
- Other cart configurations are available
- Cart has four 3" locking casters
- Choose 27" or 30" wide seats
- Easy bolt-through assembly
- Adjustable leg levelers
- Seamless rounded corner tops
- 2" firm foam padding (5 cm)
- Heavyweight, knit-backed upholstery
- 450 lbs. load capacity under normal use (204 kg)

Specifications

Each Station Seat — 48" D x 27"

Each Seat Section — 39" D x 24" W x 36 Seat H"

Top Connecting Shelf — 40" D x 21" W

Lower Connecting Shelf — 21.75" D x 21" W

2-Station Model: 72" W

3-Station Model: 117" W

4-Station Model: 162" W

⚠ WARNING: This product can expose you to chemicals, including chromium, which is known to the State of California to cause cancer or reproductive toxicity. For more information go to www.P65Warnings.ca.gov.

HomeTeam Tables, Classic, Cart-Mate Taping Tables

1787-4
4 Stations

1787-3
3 Stations

1787-2
2 Stations

Classic, Cart-Mate Taping Table with Door and Drawer Storage Modules

- Easy-clean, high pressure, laminated-plywood frame and ultra-durable, PVC-laminated legs
- Laminate, shelf top and half shelf on bottom in each cart section
- Door and drawer storage modules under each seat
- One adjustable shelf behind each door
- Laminate carts with 4-drawers; 3" locking, swivel casters; 3/4" ClintonClean™ solid, plastic bumper; and 3/4" ClintonClean™ solid, plastic top
- Smooth glide drawers with one-piece, metal sides hold up to 75 lbs.
- Satin finish pulls
- Other cart configurations are available
- Cart has four 3" locking casters
- Choose 27" or 30" wide seats
- Easy bolt-through assembly
- Adjustable leg levelers
- Seamless rounded corner tops
- 2" firm foam padding (5 cm)
- Heavyweight, knit-backed upholstery
- 450 lbs. load capacity under normal use (204 kg)

Specifications

Each Station Seat — 48" D x 27"

Each Seat Section — 39" D x 24" W x 36 Seat H"

Top Connecting Shelf — 40" D x 21" W

Lower Connecting Shelf — 21.75" D x 21" W

2-Station Model: 72" W

3-Station Model: 117" W

4-Station Model: 162" W

⚠ WARNING: This product can expose you to chemicals, including chromium, which is known to the State of California to cause cancer or reproductive toxicity. For more information go to www.P65Warnings.ca.gov.

HomeTeam Tables, Classic, Cart-Mate, Taping Tables Options

Accessory Options



717 Option
Upholstered Wall Mounted
Backrest Pad



718 Option
Laminated Hook & Loop
Wall Board



902 Option
2 Custom Laminate
Wall Boards



710 Option
Door & Drawer Locks

Table Logo Options



721 Option
Team Logo Side Panels/
Classic



728 Option
Team Logo Vinyl Decal on
Classic Table Frame

Logo Sticker Options



729 Option
Team Logo Decal
24" x 24" Max



831 Option
Team Logo Decal
12" x 12" Max



830 Option
Team Logo Decal
6" x 6" Max

! WARNING: Products on this page can expose you to chemicals, including vinyl chloride, which is known to the State of California to cause cancer. For more information go to www.P65Warnings.ca.gov.

Cart Configuration Options



042 Cart Option
1 Drawer & 1 Door



043 Cart Option
2 Drawers & 1 Door

! WARNING: The above products can expose you to chemicals, including chromium, which is known to the State of California to cause cancer or reproductive toxicity. For more information go to www.P65Warnings.ca.gov.

HomeTeam Tables, Single Seat, Classic Taping Stations



17011

17011 Single Seat, Taping Table

- Heavy duty, H-brace, taping table with high pressure, laminated-plywood frame and ultra-durable, PVC-laminated legs
- 2" foam padding
- 350 lbs. load capacity under normal use

17011-27

48" x 27" x 36"

17011-30

48" x 30" x 36"

⚠ WARNING: Products featured on this page can expose you to chemicals, including diisononyl phthalate (DINP), which is known to the State of California to cause cancer. For more information go to www.P65Warnings.ca.gov.

1701-C



1701-C Single Seat, Taping Table with Shelf and Front E-Z Access Compartment

- Heavy duty, H-brace, taping table with high pressure, laminated-plywood frame and ultra-durable, PVC-laminated legs
- Full upper shelf with special, plastic, E-Z access compartment for often used items
- 2" foam padding
- 350 lbs. load capacity under normal use

1701-C-27

48" x 27" x 36"

1701-C-30

48" x 30" x 36"

17021



17021 Single Seat, Taping Table with Shelf

- Heavy duty taping table with with high pressure, laminated-plywood frame and ultra-durable, PVC-laminated legs & full laminate shelf
- 2" foam padding
- 350 lbs. load capacity under normal use

1702-27

48" x 27" x 36"

17021-30

48" x 30" x 36"

1702-C



1702-C Single Seat Taping Table with Lower and Upper Shelf with Front E-Z Access Compartment

- Heavy duty taping table with with high pressure, laminated-plywood frame and ultra-durable, PVC-laminated legs & full laminate shelf
- 2" foam padding
- 350 lbs. load capacity under normal use

1702-C-27

48" x 27" x 36"

17021-C-30

48" x 30" x 36"



17031

17021 Single Seat, Classic Taping Table with Tiered Shelf Module

- Heavy duty taping table with high pressure, laminated-plywood frame and ultra-durable, PVC-laminated legs & full laminate shelf
- 1 adjustable shelf in tiered shelf box
- 2" foam padding
- 350 lbs. load capacity under normal use

17031-27

48" x 27" x 36"

17021-30

48" x 30" x 36"



17061

17061 Single Seat, Classic Taping Table with Open Shelf and Door Storage Module

- Heavy duty, H-brace, taping table with laminate hard surfaces, PVC-overlay legs, plus laminate open shelf and door storage module
- 1 adjustable shelf behind door
- Fully adjustable soft-close hinges
- Stain, chrome, door pull
- 2" foam padding
- 350 lbs. load capacity under normal use

1706127

48" x 27" x 36"

17061-C-30

48" x 30" x 36"



31701

Single Seat, Ironside Taping Table with Upper Shelf

- Gray, powder-coated, all-steel frame
- Full, upper, laminate shelf with center divider for front and back easy access
- Rigid, plastic, side panels, great for team logo option
- Easy bolt-through assembly
- Adjustable leg levelers
- Seamless rounded corner top
- 2" firm foam padding (5 cm)
- Heavyweight, knit-backed upholstery
- 450 lbs. load capacity under normal use (204 kg)

SPECIFICATIONS

31701-42	30" W x 42" D x 36" H
31701-48	30"W x 48" D x 36" H



31702

Single Seat, Ironside Taping Table with Upper and Lower Shelves

- Gray, powder-coated, all-steel frame
- Full, upper, laminate shelf with center divider for front and back easy access
- Rigid, plastic, side panels, great for team logo option
- Full, lower laminate shelf
- Easy bolt-through assembly
- Adjustable leg levelers
- Seamless rounded corner top
- 2" firm foam padding (5 cm)
- Heavyweight, knit-backed upholstery
- 450 lbs. load capacity under normal use (204 kg)

SPECIFICATIONS

31702-42	30" W x 42" D x 36" H
31702-48	30"W x 48" D x 36" H



31703

Single Seat, Ironside Taping Table with Open Shelf Storage Module

- Gray, powder-coated, all-steel frame
- Open shelf storage module with 1 adjustable shelf
- Ridgid, plastic, side panels, great for team logo option
- Easy bolt-through assembly
- Adjustable leg levelers
- Seamless rounded corner top
- 2" firm foam padding (5 cm)
- Heavyweight, knit-backed upholstery
- 450 lbs. load capacity under normal use (204 kg)

SPECIFICATIONS

31703-42	30" W x 42" D x 36" H
31703-48	30"W x 48" D x 36" H



31706

Single Seat, Ironside Taping Table with Open Shelf and Door Storage Module

- Gray, powder-coated, all-steel frame
- Open shelf and door storage module with 1 adjustable shelf behind the door
- Ridgid, plastic, side panels, great for team logo option
- Fully adjustable hinges
- Stain, chrome door pull
- Easy bolt-through assembly
- Adjustable leg levelers
- Seamless rounded corner top
- 2" firm foam padding (5 cm)
- Heavyweight, knit-backed upholstery
- 450 lbs. load capacity under normal use (204 kg)

SPECIFICATIONS

31706-42	30" W x 42" D x 36" H
31706-48	30"W x 48" D x 36" H

HomeTeam Tables, Single Seat, Cabinet Style Taping Stations



7181-42



7181-48



9191-42



9191-48

Single Seat, Cabinet-style Taping Station with Flat Top

- One flat top station
- Easy-clean, 1.5" laminate construction
- Easy access shelf under seat
- One door and one open shelf storage in front
- One shelf behind front door
- Spacious rear door storage compartment
- Tough, knit-backed, vinyl upholstery
- 650 lbs combined load and force capacity

7181-42

42" x 27" x 36"

7181-48

48" x 27" x 36"

Single Seat, Cabinet-style Taping Station with Backrest

- One station with fixed backrest
- Easy-clean, 1.5" laminate construction
- 75° fixed backrest
- Easy access shelf under seat
- One door and open shelf storage in front
- One shelf behind front door
- Spacious rear door storage compartment
- Tough, knit-backed, vinyl upholstery
- 650 lbs combined load and force capacity

9191-42

42" x 27" x 36"

9191-48

48" x 27" x 36"

HomeTeam Tables, Single Seat Taping Tables Options

Accessory Options For Single Seat Taping Tables



717 Option
Upholstered Wall Mounted
Backrest Pad



718 Option
Laminated Hook & Loop
Wall Board



902 Option
2 Custom Laminate
Wall Boards



710 Option
Door & Drawer Locks
(Select Models)



711 Option
CABINET STYLE ONLY
Full Extension,
Pull-Out Tray



713 Option
CABINET STYLE ONLY
3-Drawer Conversion



714 Option
CABINET STYLE ONLY
42" Height Seat

Team Logo Single Seat Logo Options



721 Option
ALL IRONSIDE MODELS
Team Logo Side Panels



721 Option
ALL CLASSIC MODELS
Team Logo Side Panels



728 Option
ALL CLASSIC MODELS
Team Logo Vinyl Decal on
Table Frame



906 Option
CABINET STYLE ONLY
Custom Laminate
Full Wrap

Logo Sticker Options



729 Option
Team Logo Decal
24" x 24" Max



831 Option
Team Logo Decal
12" x 12" Max



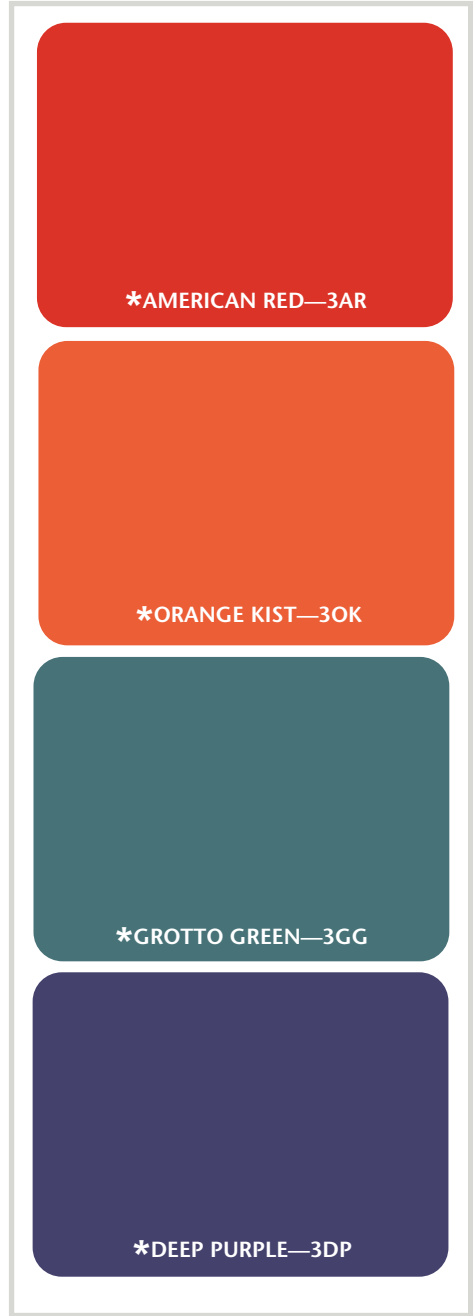


830 Option
Team Logo Decal
6" x 6" Max

! WARNING: Product on this page can expose you to chemicals, including vinyl chloride, which is known to the State of California to cause cancer. For more information go to www.P65Warnings.ca.gov.

HomeTeam Tables, Vinyl Upholstery Selections

NOTE: Other colors may be available by request, although it may result in longer wait times for delivery.



NOTE: Due to the variations in computer monitors, tablets, smartphones, other electronic displays and printers, actual colors may vary. Actual samples are available in most cases.

*** USE 799 OPTION FOR THESE SPECIAL COLORS (UPCHARGE)**



800-441-9131 • 717-848-3519
Toll-Free Fax 866-522-1233 • Fax 717-843-5871
www.hometeamtables.com